

Bluebird

EDYTA SITAR OF LAUNDRY BASKET QUILTS



100

years



Stargazer Quilt designed by: **Edyta Sitar** • Quilt Size: **72" x 72"**

Skill Level: **Advanced Beginner** • andoverfabrics.com

andover • makower.uk

Free Pattern Download Available

1384 Broadway New York, NY 10018
Tel. (800) 223-5678 • andoverfabrics.com

Stargazer



Featuring Andover Fabrics new Collection: Bluebird by Edyta Sitar

Quilt designed by Edyta Sitar of Laundry Basket Quilts

Quilt finished 72" x 72"

Quilt Cutting Directions

Note: Read assembly directions before cutting patches. Borders are cut to exact length required plus $\frac{1}{4}$ " seam allowance. WOF designates the width of fabric from selvedge to selvedge (approximately 42" wide).

Fabric A Cut a total of (26) 10" squares.
Cut a total of (12) 9 $\frac{1}{2}$ " squares.

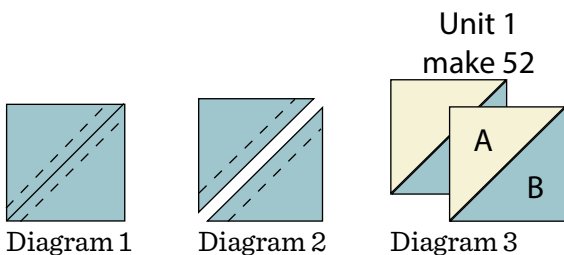
Fabric B Cut a total of (26) 10" squares.

Binding Cut (8) 2 $\frac{1}{2}$ " x WOF strips.

Backing Cut (2) 80" x WOF strips. Sew the strips together and trim to make (1) 80" x 80" backing.

Making the Quilt

1. Place (1) 10" Fabric A square on top of (1) 10" Fabric B square, right sides together. Draw a line across the diagonal of the top square (Diagram 1). Sew $\frac{1}{4}$ " away from each side of the drawn diagonal line (Diagram 1). Cut the two squares apart on the drawn diagonal line (Diagram 2) to make (2) half-square triangles. Trim the half-square triangles to measure 9 $\frac{1}{2}$ " square to make (2) Unit 1 squares (Diagram 3). Repeat to make (52) Unit 1 squares total.



Fabric Requirements

Quilt	Yardage	Fabric
Fabric A blocks	$\frac{1}{3}$ yard	9176-BL1
	$\frac{1}{3}$ yard	9767-L1
	$\frac{1}{3}$ yard	9767-LB
	$\frac{1}{3}$ yard	9771-LB
	$\frac{1}{3}$ yard	9839-L
	$\frac{1}{3}$ yard	9841-L
	$\frac{1}{3}$ yard	9842-L
	$\frac{1}{3}$ yard	9844-L
	$\frac{1}{3}$ yard	9845-L
	$\frac{1}{3}$ yard	9847-L
	$\frac{1}{3}$ yard	9850-B
	$\frac{1}{3}$ yard	9851-L
Fabric B blocks	Fat $\frac{1}{4}$	9176-B1
	Fat $\frac{1}{4}$	9454-LB
	Fat $\frac{1}{4}$	9767-B
	Fat $\frac{1}{4}$	9771-B1
	Fat $\frac{1}{4}$	9771-B2
	Fat $\frac{1}{4}$	9772-LB
	Fat $\frac{1}{4}$	9838-LB
	Fat $\frac{1}{4}$	9840-B
	Fat $\frac{1}{4}$	9841-LB
	Fat $\frac{1}{4}$	9843-B
	Fat $\frac{1}{4}$	9844-B
	Fat $\frac{1}{4}$	9845-B
Binding	Fat $\frac{1}{4}$	9848-B
	Fat $\frac{1}{4}$	9849-B
Backing	$\frac{2}{3}$ yard	9846-B1
	4 $\frac{1}{2}$ yards	9849-B

Quilt Top Assembly

(Refer to the Quilt Layout when assembling the quilt top. Pay attention to the unit orientations when assembling the quilt top.)

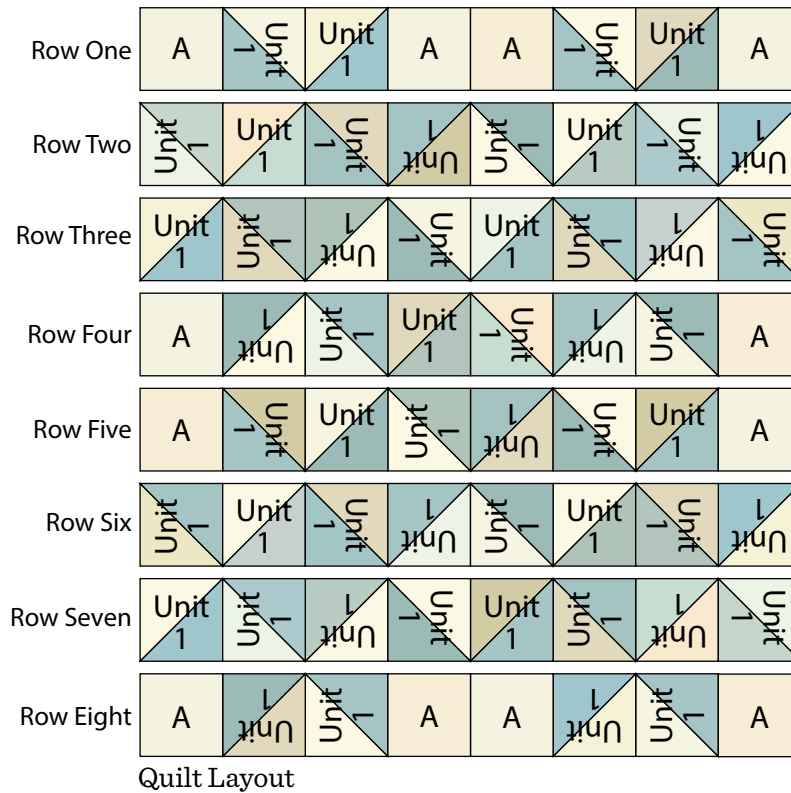
2. Sew together (4) 9 $\frac{1}{2}$ " Fabric A squares and (4) Unit 1 squares to make Row One. Repeat to make Row Eight.
3. Sew together (8) Unit 1 squares to make Row Two. Repeat to make Row Three, Row Six and Row Seven.

Stargazer

4. Sew together (6) Unit 1 squares. Sew (1) 9 1/2" Fabric A square to each end of the newly sewn strip to make Row Four. Repeat to make Row Five.
5. Sew the (8) rows together to make the quilt top.

Finishing the Quilt

6. Layer and quilt as desired.
7. Sew the (8) Fabric C binding strips together, end to end with a 45-degree seams, to make the binding. Fold this long strip in half lengthwise with wrong sides together and press.
8. Bind as desired.



Bluebird

EDYTA SITAR OF LAUNDRY BASKET QUILTS



9176-B1 Fat 1/4



9176-BL1 1/3 yd



9454-B



9454-LB Fat 1/4



9767-B Fat 1/4



9767-L1 1/3 yd



9767-LB 1/3 yd



9771-B1 Fat 1/4



9771-B2 Fat 1/4



9771-LB 1/3 yd



9772-LB Fat 1/4



9838-B



9838-LB Fat 1/4



9839-L 1/3 yd



9840-B Fat 1/4




9841-L 1/3 yd



9841-LB Fat 1/4



9842-L 1/3 yd



9843-B Fat 1/4



9843-L



9844-B Fat 1/4



9844-L 1/3 yd



9844-LB



9845-B Fat 1/4



9845-L 1/3 yd



9846-B1 2/3 yd

(includes binding)



9847-L 1/3 yd



9848-B* Fat 1/4



9848-LB*



9849-B* 4 3/4 yds

(includes backing)



9850-B* 1/3 yd



9851-L* 1/3 yd

Fabrics shown are 25% of actual size.
Fabrics marked with * are 7% of actual size.

About Our Fabrics

A recognized leader in the quilting industry, Andover Fabrics features designs by a wide variety of talented artists and licenses, including Downton Abbey and Eric Carle's Very Hungry Caterpillar. Catering to the tastes of creative and dedicated quilters, Andover has a style for everyone — authentic reproductions, romantic florals, modern and more.



Free Pattern Download Available

1384 Broadway New York, NY 10018
Tel. (800) 223-5678 • andoverfabrics.com